

Lake Tahoe Unified School District

Safe Schools Coordinator Report 2006-2007

Submitted to the Board by:

Lisa Huard

Safe Schools Coordinator

June 12, 2007



Key Progress Points 06-07

- Emergency Training
 - Hiring of site support position: Site Safety Lead
 - NIMS training of site Incident Management Teams
 - Completed October, 2007.
 - Trainings included certificated and classified employees at sites.
 - Trainings included maintenance and transportation employees of district.
 - Safe School Plans
 - Updated by most sites.
 - Regularly Scheduled Emergency Drills
 - Evaluation of six drills completed by most sites.
 - Regularly Scheduled Site Safety Team Meetings
 - Minutes of meetings completed by most sites.



Key Progress Points 06-07

- Curriculum
 - Hiring of site support positions: ATOD and Club Advisors
 - California Healthy Kids Survey
 - Completed in October, 2007.
 - Student Survey for 5th, 7th, 9th, and 11th grade students and the School Climate Survey for staff.
 - Key Findings are posted on the LTUSD Website.
 - Implementation of Research Validated curriculum at sites for grades K – 9.
 - Curriculum progress documented on Verification Forms submitted to the state.
 - CPM compliancy requirements met.



California Healthy Kids Survey

Lake Tahoe Unified - Fall 2006

Table 1. Description of Participating Students

	Grade 7 Fall			Grade 9 Fall			Grade 11 Fall		
	2002	2004	2006	2002	2004	2006	2002	2004	2006
Number of Students Surveyed	279	304	265	199	384	267	148	304	211
Percent of Students Participating	63%	71%	81%	46%	92%	76%	37%	73%	53%
Gender (%)									
Males	47	52	51	48	52	52	54	52	54
Females	53	48	49	52	48	48	46	48	46
Race/Ethnicity* (%)									
American Indian or Alaskan Native	12	7	8	3	7	8	1	5	4
Native Hawaiian or Pacific Islander	4	2	2	2	3	3	2	2	5
Asian	9	4	6	5	7	3	7	6	5
Black or African American	0	1	1	1	2	2	1	2	1
Hispanic or Latino/Latina	29	31	38	35	32	30	17	37	28
White or Caucasian (non-Hispanic)	48	44	45	55	52	55	72	51	63
Other	21	21	22	12	13	11	4	7	6
Selected more than one category	16	7	18	10	12	9	4	6	12

*Students that selected more than one category were counted in each category. Therefore, these columns may add up to more than 100%.

Table 2. Fifth Grade Results for SDFSCA/TUPE Performance Indicators Recommended by CDE, Two-Year Comparison

Performance Indicator	5th Grade %		
	Fall 2002	Fall 2004	Fall 2006
Tobacco Use			
The Percentage of students that have ever used cigarettes*	3%	3%	5%
Drug Use			
The percentage of students that have ever used marijuana**	0%	1%	3%
Safe Schools and Violence			
The percentage of students that feel very safe at school***	58%	58%	57%
Protective Factors			
The percentage of students that report high levels of caring relationships with a teacher or other adult at their school	67%	66%	64%
The percentage of students that report high levels of high expectations from a teacher or other adult at their school	67%	49%	66%
The percentage of students that report high levels of opportunities for meaningful participation at their school	22%	17%	24%
The percentage of students that report high levels of school connectedness at their school (Total School Assets)	61%	50%	59%

Chart 1. Percent of Students Who Used Alcohol and Other Drugs at Least Once in Their Life

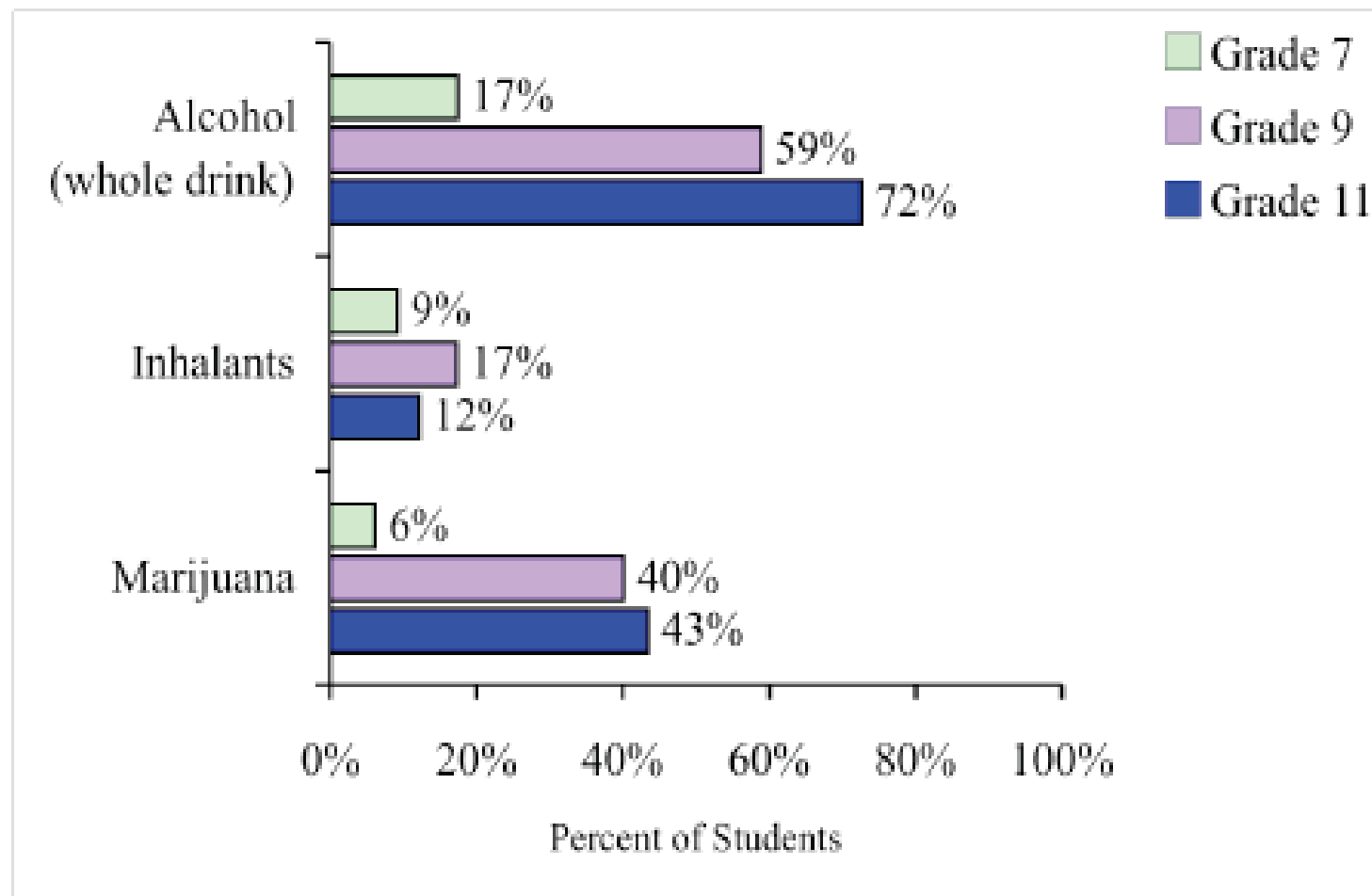


Chart 2. Percent of Students Who Used Alcohol or Other Drugs During the Past 30 Days (Current Use)

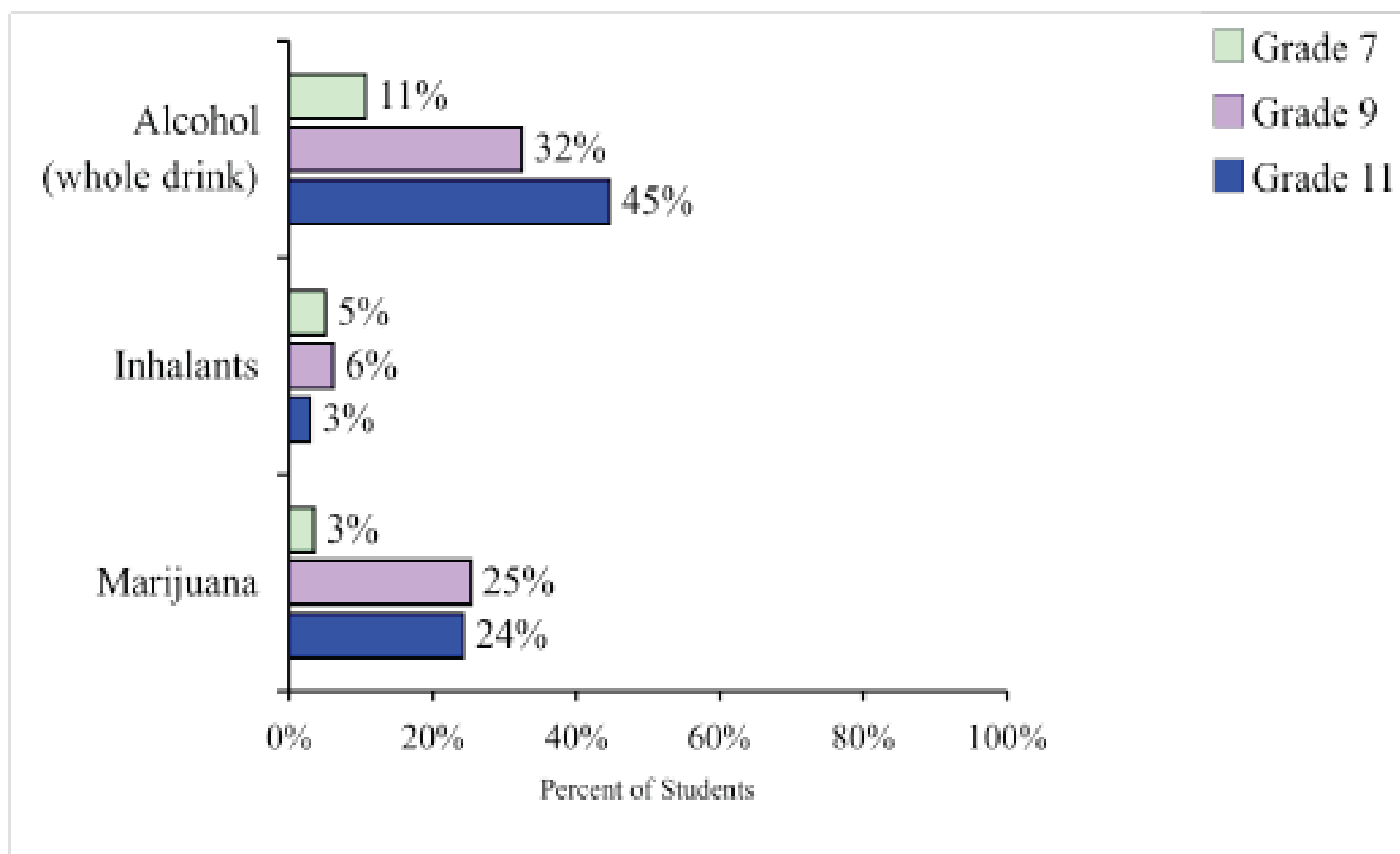


Chart 3. Percent of Students Who Participated in Various Levels of Tobacco Use

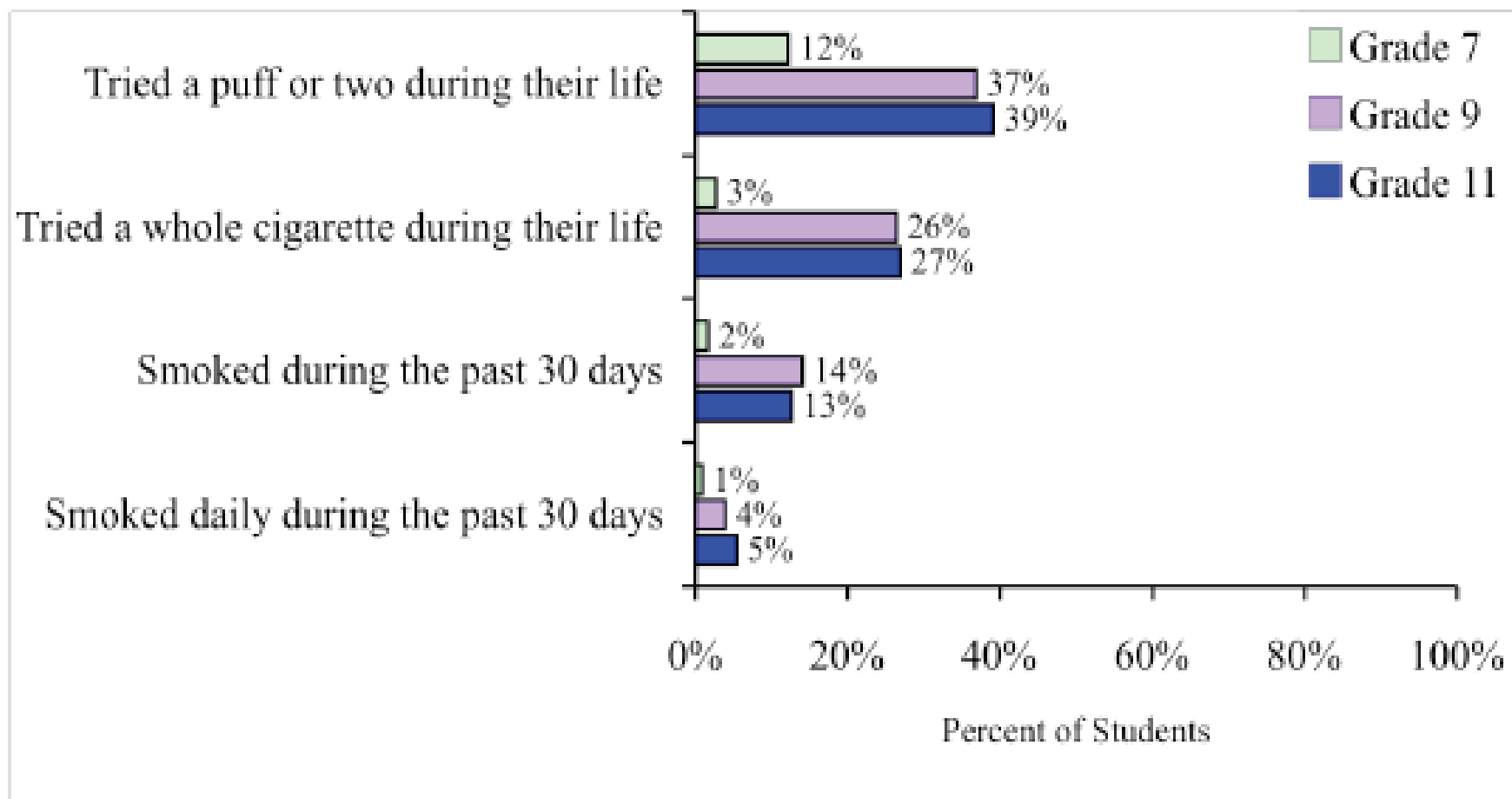


Chart 4. Percent of Students Who Participated in High Risk Behaviors Associated with Alcohol, Tobacco, or Other Drugs

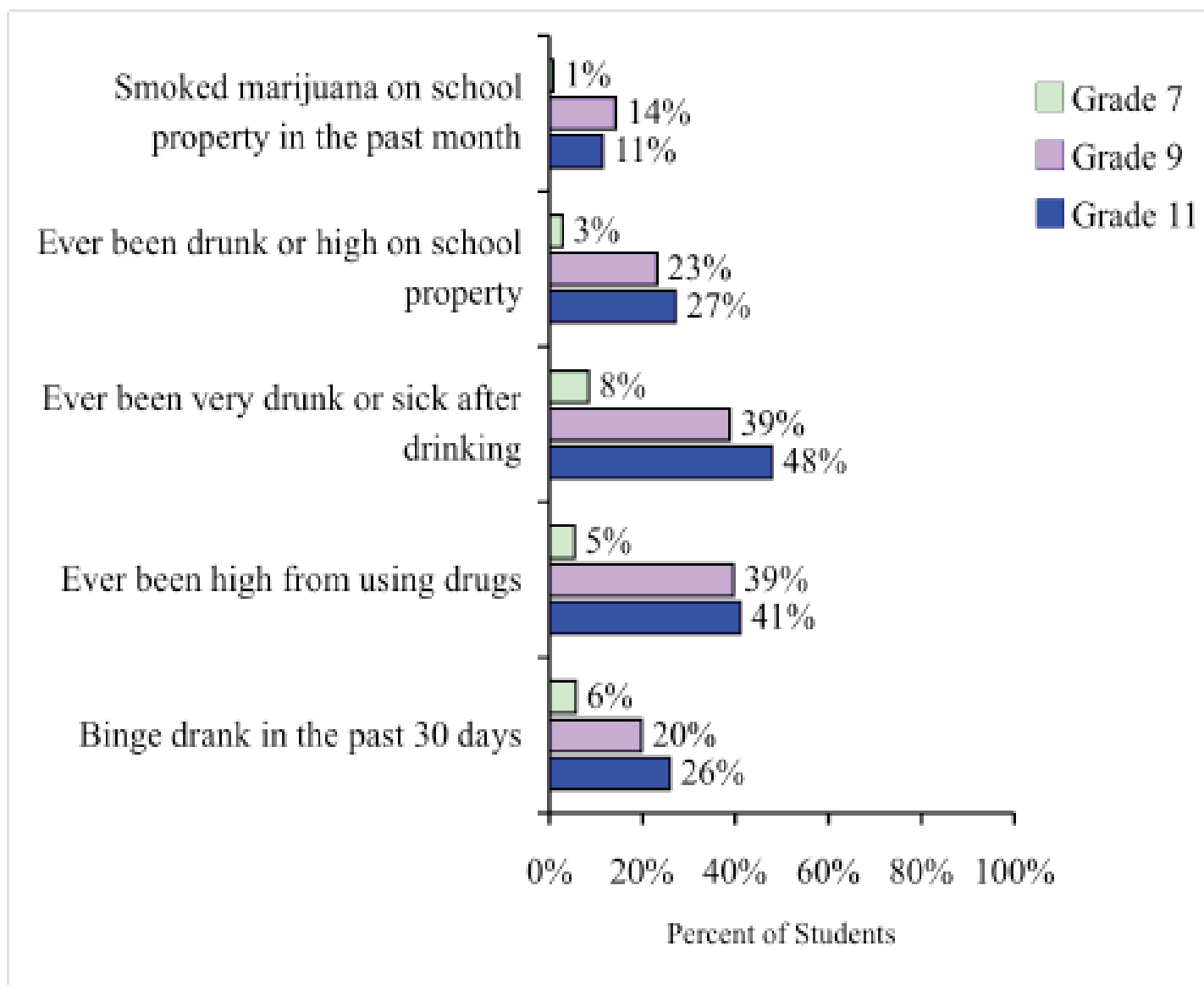


Chart 5. Percent of Students Who Feel Frequent Use of Alcohol, Tobacco, and Other Drugs is Harmful

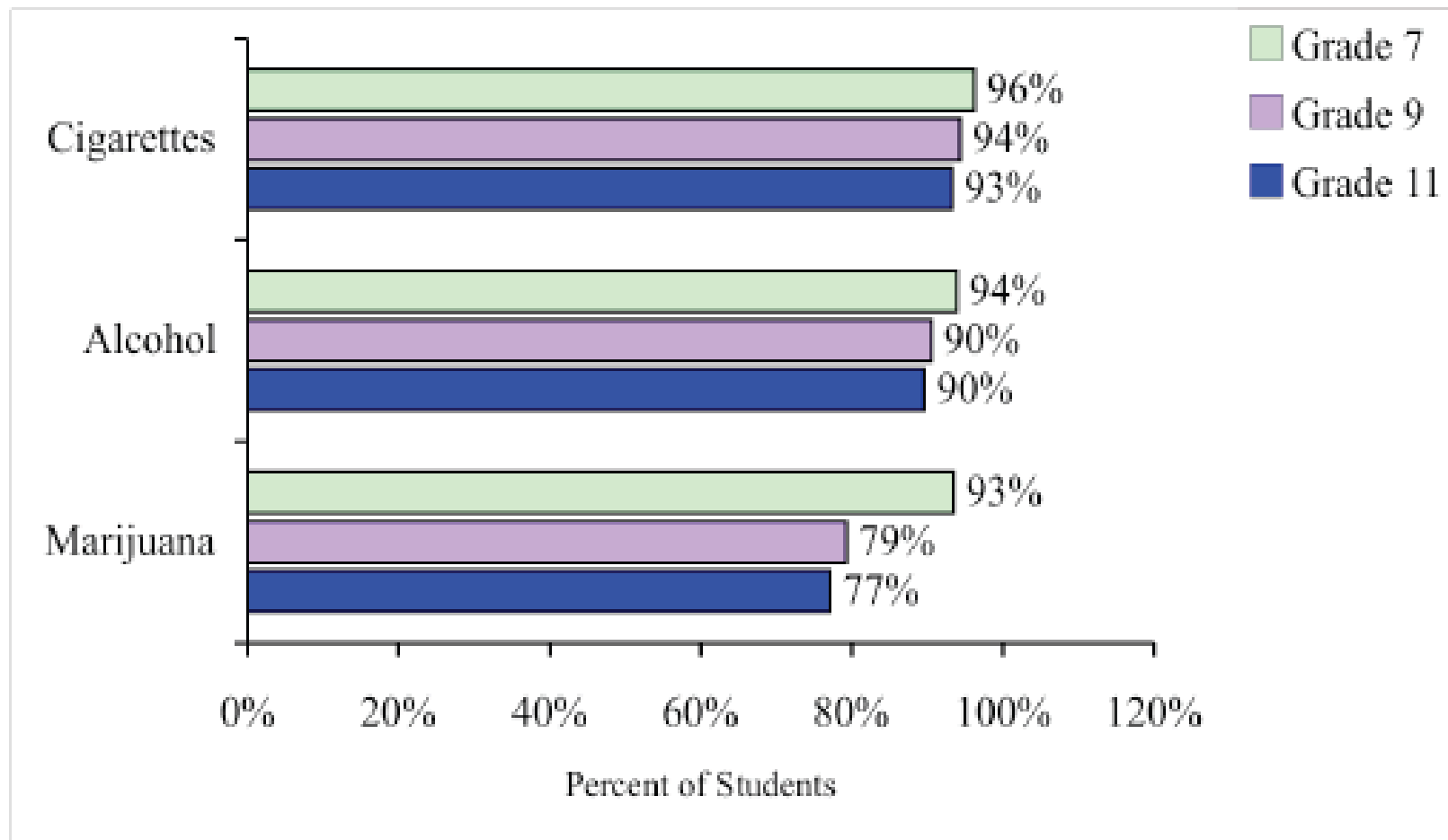


Chart 6. Percent of Students Who Feel Very Safe at School

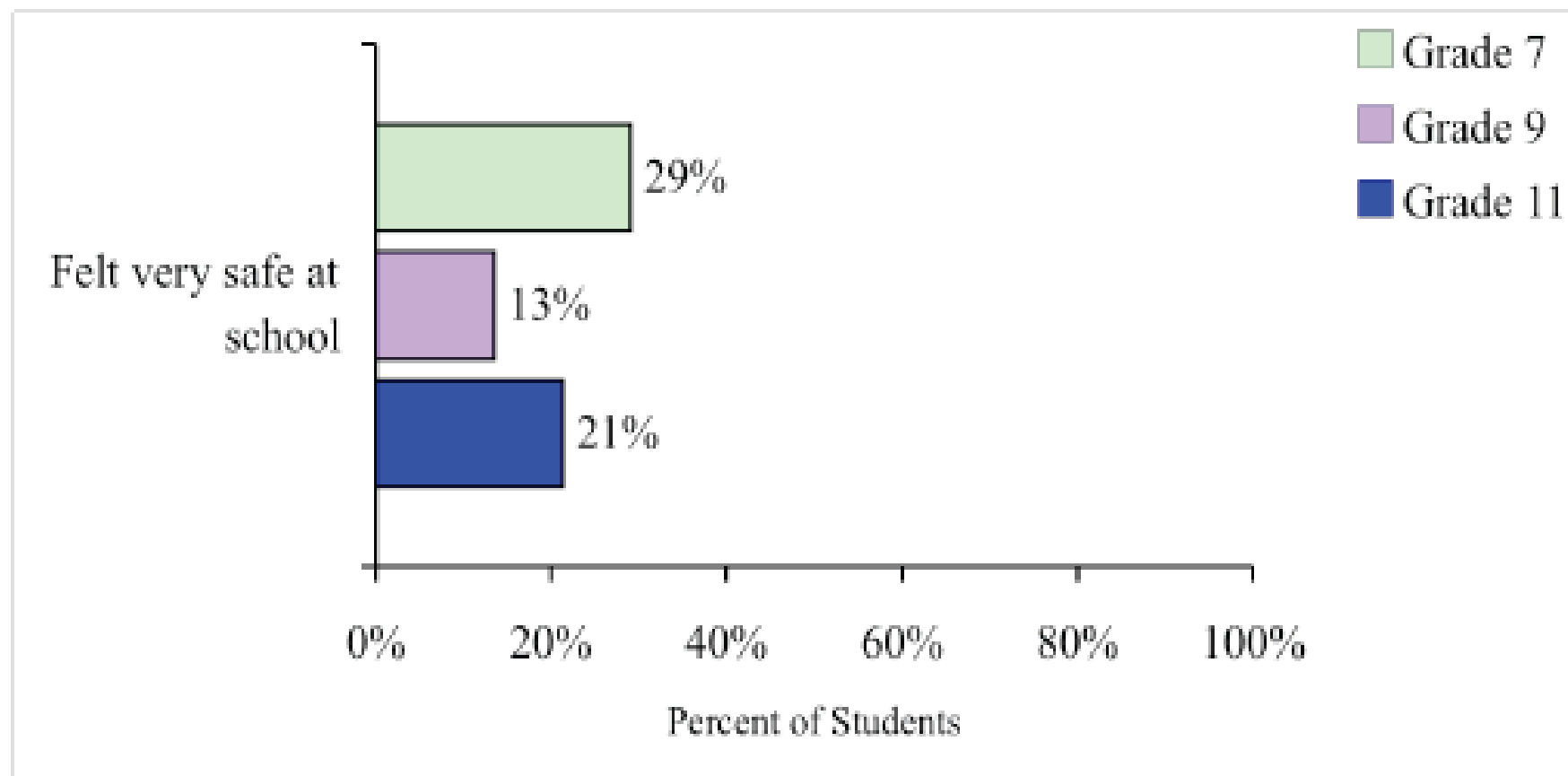


Chart 7. Percent of Students Who Experienced Safety-Related Incidents on School Property During the Past 12 Months

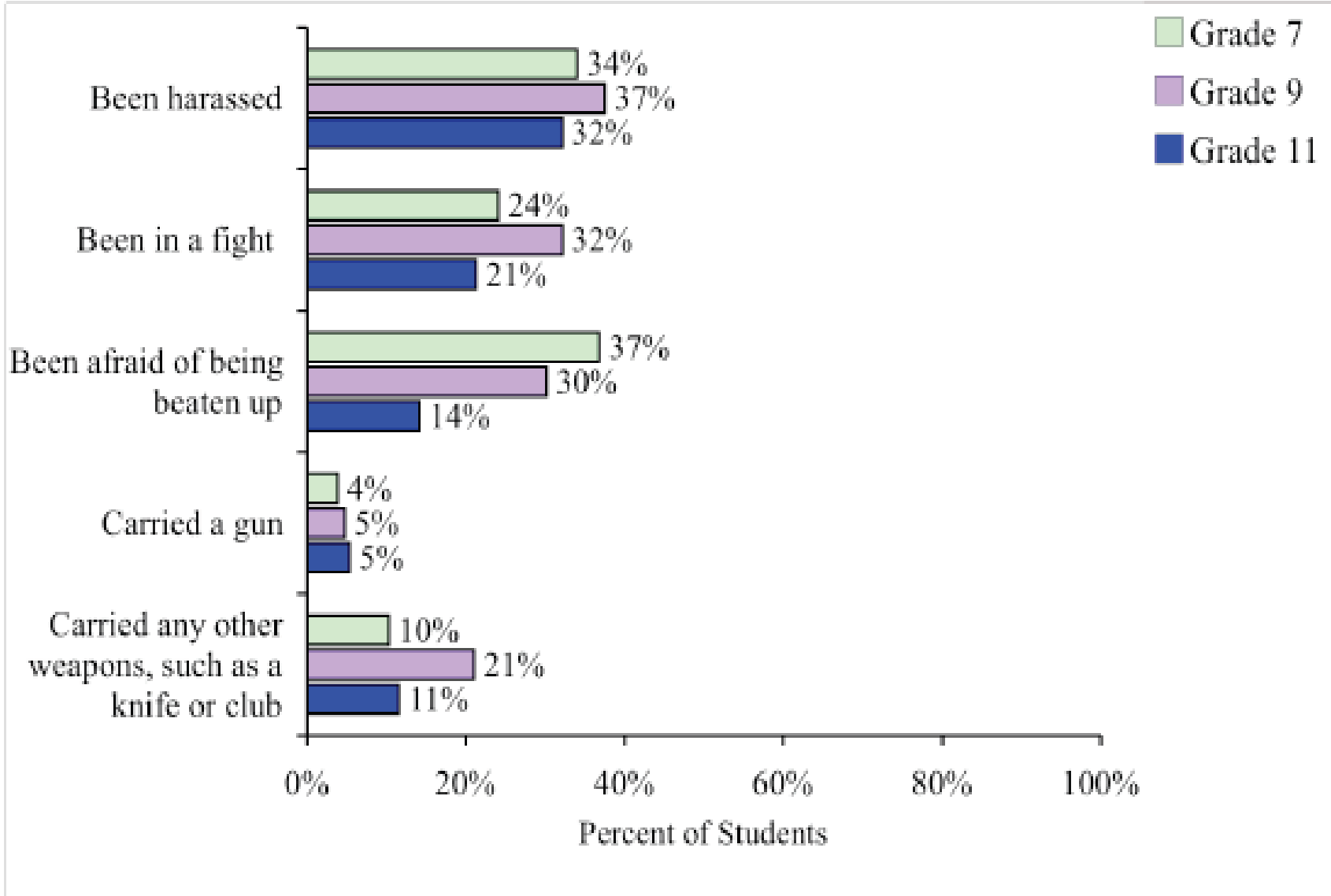


Chart 8. Percent of Students Who Took Part in Healthy Behaviors

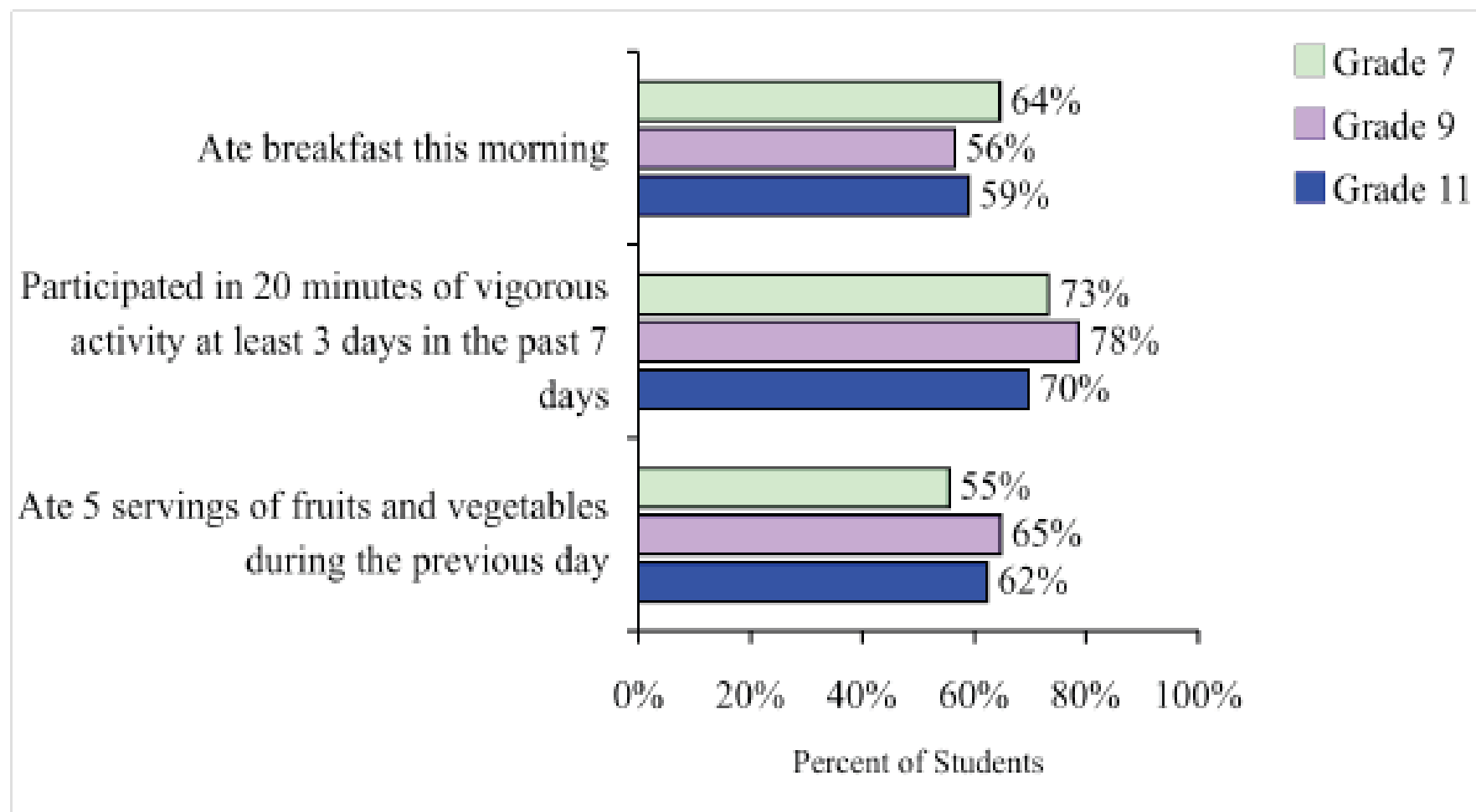
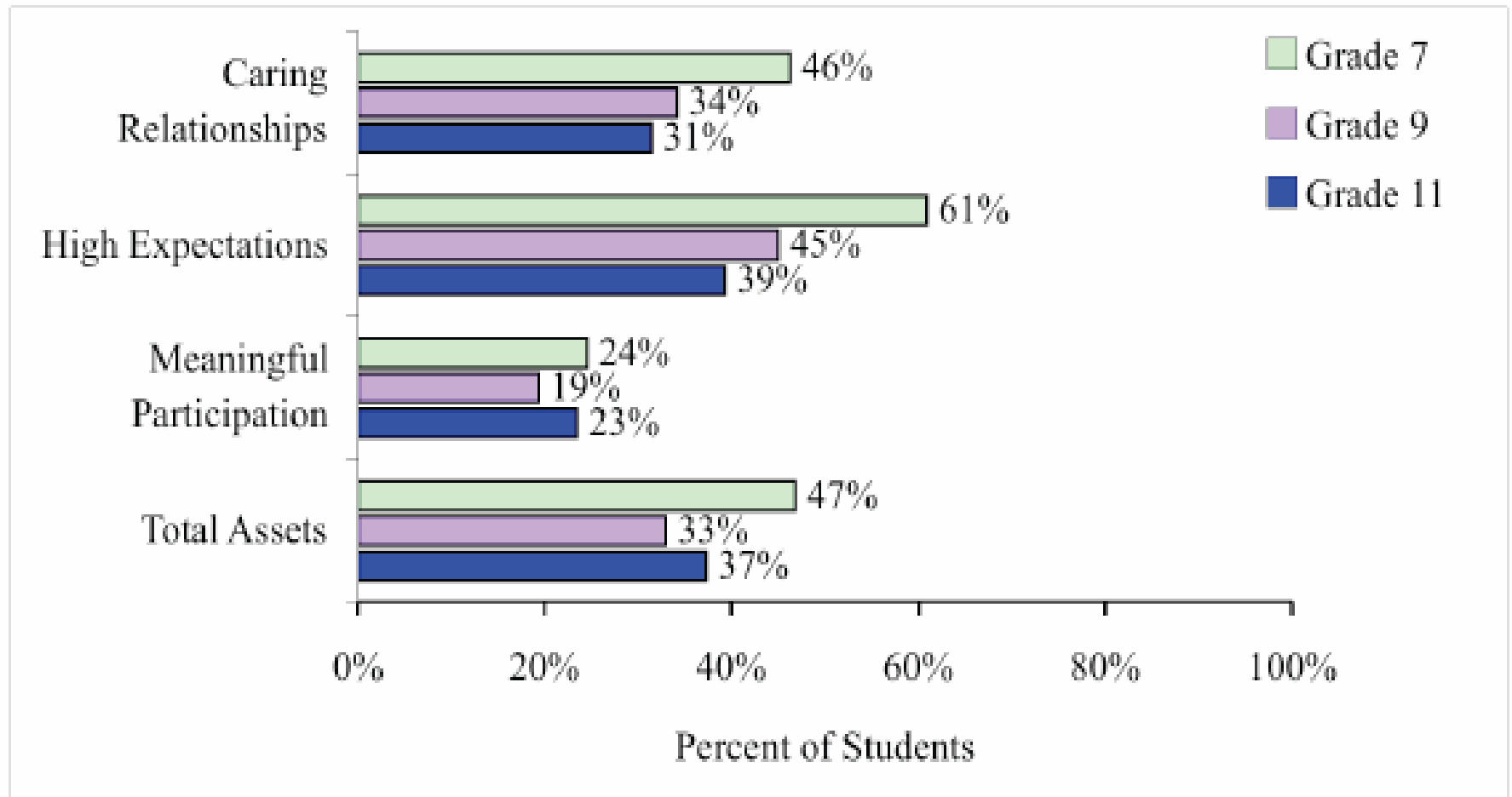


Chart 9. School Environment: Percentage of Students Scoring High in Each External Asset and Total Assets



Crime Reports

Site	During School Hours	Non School Hours	Drugs and Alcohol	Crimes Against a Person	Property Crimes	Other (weapons)
Bijou Community School	2	1	1	0	2	0
Sierra House Elementary	1	0	1	0	0	0
South Tahoe Middle School	13	1	6	2	2	4
*South Tahoe High School	48	4	26	17	12	4

* A reported time reflects multiple crimes.

Research-validated Prevention Curriculum

- Caring School Communities, Grades K – 5.
 - Homeside Activities: Currently accounted for and monitored by CDE.
 - Classroom Meetings: Implementation to begin September, 2007.
- Project TNT (Towards No Tobacco Use), Grade 6.
- Project Alert, Grades 7 & 8.
- Project TND (Towards No Drug Use), Grade 9.

*Curriculum Validation Forms indicate that we continue to improve on the delivery of the prevention curriculum.



Implementation of Site Safety Support Positions



ATOD: CHKS Survey, Climate Survey, Curriculum Progress.

Site Safety Lead: Site Drill Evaluations, Site Safety Committee Meetings, District Safety Committee.

FNL KIDS / Club Live / FNL Advisors: Youth Groups promoting a drug free lifestyle and asset development projects.

- Met monthly with the Safe Schools Coordinator and team.
- Acted as liaison between the site and district level creating more continuity.
- Provided accountability data for site progress.

Safety is a Community Effort



Community Partnership Support

- **CHP**
 - SMART (Special Mentoring and Resistance Training: Grade 5 at County Schools).
 - Start Smart (Driver's Training Program at STHS).
 - Right Turn (8th grade car safety class).
- **El Dorado County Probation**
 - On campus probation officer.
- **El Dorado County Sheriff's / Office of Emergency Services**
 - Assistance with site emergency drills and NIMS trainings.
- **LVFPD**
 - Assistance with site emergency drills and NIMS trainings.
- **SLTPD**
 - On campus schools resource officer.
 - SMART (Special Mentoring and Resistance Training: Grade 5 at City Schools).
- **SLTFD**
 - Assistance with site emergency drills and NIMS trainings.
- **TYFS**
 - Student support programs at school sites.
- **Women's Center**
 - Student support programs at school sites.

Service Clubs and Businesses who continue to support our students

- Embassy Suites Resort
- Kiwanis Club of Lake Tahoe
- Kiwanis Sunrisers
- Optimist
- Pro Leisure
- Rotary of South Lake Tahoe
- Soroptimist International of South Lake Tahoe
- Soroptimist International of Tahoe Sierra
- Tahoe Douglas Rotary



- Barton Health Care
- EDSO STARS
- EDC District Attorney's Office
- EDC Public Health
- EDC Superior Court
- Emerald Bay Towing
- McFarlane Mortuary
- MADD
- Resort Sports Network



Supplemental Events

- Royer Studios, Animation in the Classroom
 - Grade 9 Health Classes.
 - STMS Art Department.
 - STHS Art Department.
- Challenge Day
 - STHS: March 12, 2007.
 - STMS: March 13, 2007.
- Drug Store Project
 - 7th grade student on March 28, 2007.
- Every 15 Minutes
 - 9th through 12th grade students on May 31 & June 1, 2007.
- Dr. Wigand Visitation
 - 5th, 7th, 9th and Alt. Ed students, June 4 – 8, 2007.



2007-2008 Planning Includes:

- Trainings:
 - Safe Schools Plan Training / NIMS for Al Tahoe site (*August*).
 - Safety Support Positions Training; ATOD, Site Safety Lead, Club Advisors (*August*).
 - NIMS (*September*)
 - Caring School Communities *Classroom Meetings (K-5 via Staff Meetings, Sept. / Oct.)*.
- Special Events:
 - The Drug Store Project (*April, 2008*)
- Grant Implementation:
 - 6-8 TUPE Competitive Grant



Questions?

